


# Thank You



Presented By Jannah Scott, Partnership Specialist  
Maricopa Family Support Alliance  
November 18, 2020  
Virtual Meeting



Dale forma  
a tu futuro  
EMPIEZA AQUÍ >



Shape  
your future  
START HERE >



Shape  
our future  
START HERE >



# Agenda

- Introductions
- 2020 Census National Recap
- 2020 Census Regional Recap
- What's Next in 2021
- U.S. Census Bureau Data Services



# 2020 Census: Measuring Response Rates

## Response Rates

- National Self-Response Rate: 67%
- Projected Self-Response Rate: 65.6%
- Response Rate in 2010: 66.5%

## First Nationwide Census Available Online

- No down time
- No data breaches
- Average Response Time: 9 minutes

## How did people respond?

- Internet (easiest and preferred): 79.86%
- Mail: 18.3%
- Phone: 1.85%

# Nonresponse Followup (NRFU)

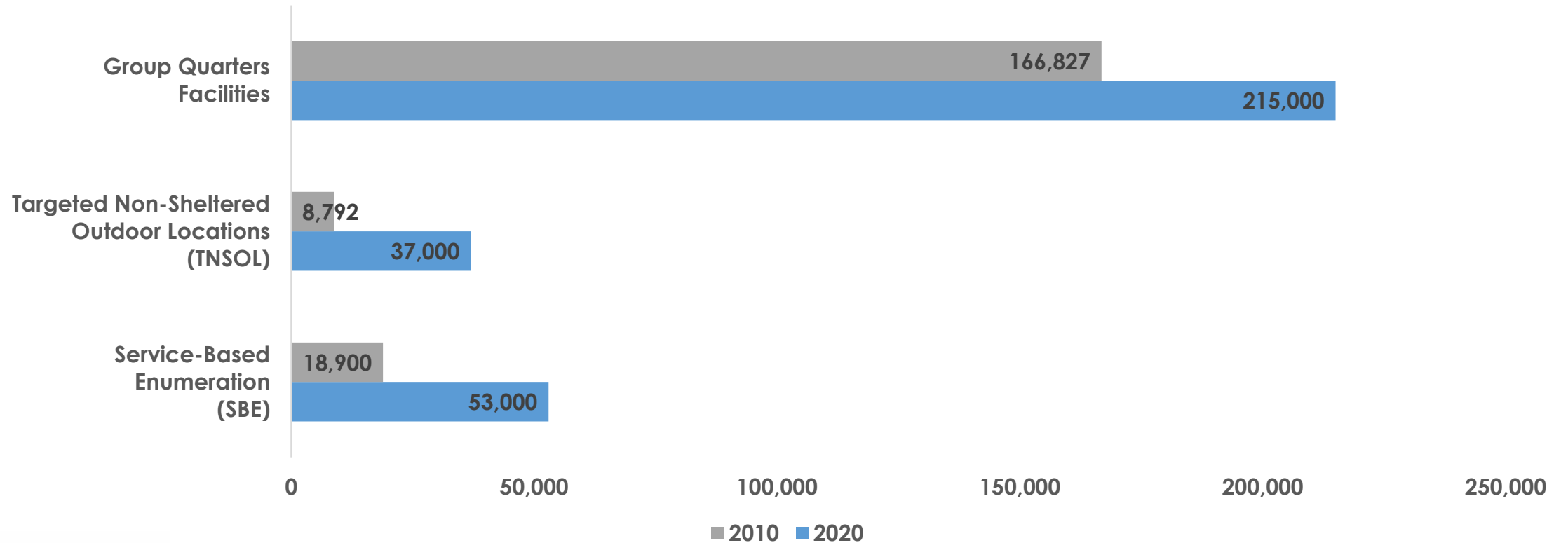


## **NRFU Workload:** 33% of U.S. Households

- **2020:** 64 million addresses counted in a 68-day period
- **2010:** 47.2 million addresses counted in a 69-day period
- As of October 16, 24.1% Proxy (23.8% in 2010)
- Use of Administrative Records: 13.9% (22.5% projected)

# 2020 Census National Recap

## Special Operations



# 2020 Census Recap

## Denver Region/Dallas RCC

**Partnership Specialists:** 313

Includes Tribal and Media (pivoted from in-person to virtual)

**Enumerators:** 48,439

Technology enabled higher productivity

**Area Census Offices (ACOs):** 50

- Adapted to wildfires, social unrest, hurricanes, and a pandemic
- PPE ordered and distributed

**Partners:** 67,619

**Complete Count Committees (CCCs):** 1,261

Includes 11 State CCCs



# State Self-Response Rates

State	Response Rate	U.S. Ranking
Nebraska	71.9%	4
Utah	71.0%	10
Colorado	70.0%	14
Kansas	69.8%	15
South Dakota	67.5%	23
North Dakota	65.2%	29
Arizona	64.1%	32
Texas	62.8%	39
Wyoming	61.1%	40
Oklahoma	61.0%	41
Montana	60.4%	45
New Mexico	58.7%	48
<b>National</b>	<b>67%</b>	



# What's Next in 2021

## State Populations Counts

Projected release: December 31, 2020 (as close to the statutory dates as possible)

## Redistricting Counts

Available 2021 (TBD)

## Post Enumeration Survey (PES)

- Measures the quality of the 2020 Census and produces the undercount and overcount
- End of data collection October 2021
- Projected release (TBD)

## Ongoing Monthly Surveys

- American Community Survey (ACS) release: December 10, 2020
- Field Representative/Interviewer positions regionwide



# What's Next in 2021

## Household Surveys



### Top Five Household Surveys

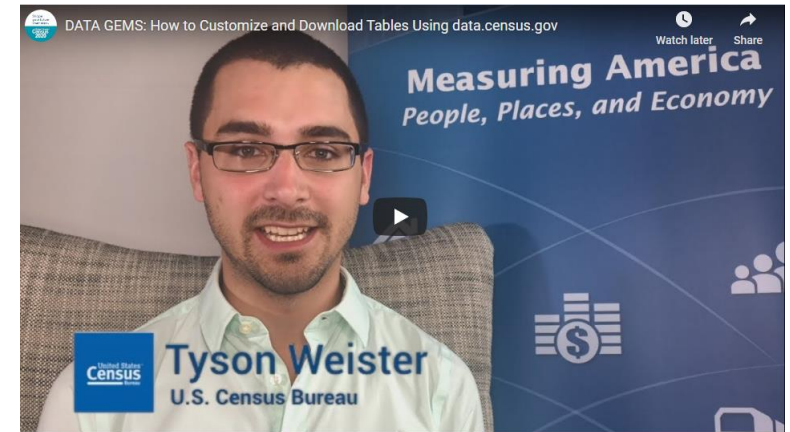
- Household Pulse Survey
- American Community Survey (ACS)
- Current Population Survey (CPS)
- National Crime Victimization Survey (NCVS)
- National Health Interview Survey (NHIS)

# Data Services

## Data Dissemination Program

The Census Bureau's Data Dissemination Specialists are a core team of data experts and trainers who work directly with our customers, training them on how to access their data and learning more about their needs.

To request training, please email:  
[census.askdata@census.gov](mailto:census.askdata@census.gov)



[data.census.gov](https://data.census.gov)



Data Tools

# Thank You for Supporting the 2020 Census

Your participation during the 2020 Census was monumental. It was trusted voices like yours that helped shape the future of our community for the next 10 years. Without your efforts this would not have been possible.

Just to Name A Few:

A New Leaf

Catholic Charities

Chicanos Por La Causa

First Things First

International Rescue Mission

Lutheran Social Services of the SW

NAMI

Phoenix Rescue Mission

Southwest Human Development

YWCA of Maricopa County







THE U.S. CENSUS BUREAU HEREBY RECOGNIZES YOU

as an invaluable member of the 2020 Census Community Partnership and Engagement Program. We appreciate the efforts you made in making the Partnership Program a success and helping achieve a successful 2020 Census.

Dr. Steven D. Dillingham, Director  
U.S. Census Bureau

